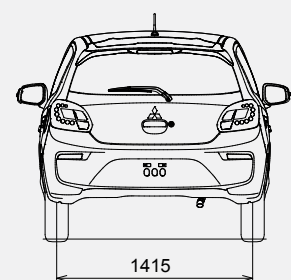
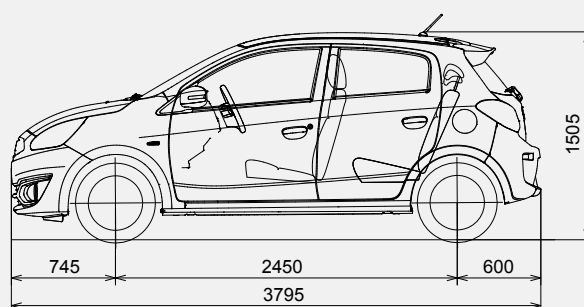
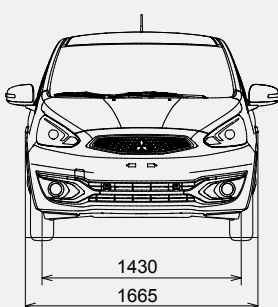


Standard Equipment

Model	Fuel Consumption		CO ₂ Emissions	Tax Band	
1.0 Petrol 71PS 5MT Invite AS&G	4.0 l/100km		92 g/km	A2 / €180	
1.2 Petrol 80PS 5MT Intense AS&G	4.3 l/100km		100 g/km	A2 / €180	
1.2 Petrol 80PS CVT Intense AS&G	4.3 l/100km		99 g/km	A2 / €180	

Exterior	Invite		Intense		Comfort & Convenience	Invite		Intense	
15" Alloy Wheels				●	Manual Air Conditioning with Pollen Filter		●		●
14" Steel Wheels with Wheel Covers	●				Cruise Control				●
Tire Repair Kit	●	●			Bluetooth Handsfree System				●
Electric Adjust Door Mirrors	●	●			Remote Audio Controls on Steering Wheel				●
Rear Privacy Glass		●			Electric Windows, Front, with Auto-down Function on Driver's Side	●			
Auto Light Control				●	Electric Windows Front & Rear with Auto-down & Anti-Trapping Function on Driver's Side				●
Rain Sensor Wipers				●	Keyless Entry System (1 Transmitter) and Central Locking		●		●
Colour-keyed Door Handles, Mirror Housings, Tailgate Handles, Front & Rear Bumpers	●	●			LW/MW/FM Radio & CD Player (MP3 Playable) with AUX Terminal		●		●
Daytime Running Lights on Bumper	●	●			USB Port (Inside Glovebox)		●		●
Side Turn Lamps on Front Fender	●	●			4 Speakers		●		●
LED Rear Combination Lamps				●	Height Adjustable Driver's Seat		●		●
Tailgate Spoiler with High Mount Stop Lamp	●	●			Vanity Mirror with Lid & Ticket Holder (Driver's Side)		●		●
Side Airdams	●	●			Vanity Mirror with Lid & Ticket Holder (Passenger's Side)				●
B-Pillar Blackout				●	Multi-information Display incl. Exterior Temperature Gauge		●		●
					Accessory Socket		●		●

Interior Styling & Storage	Invite		Intense		Safety	Invite		Intense	
Multi-function Leather Steering Wheel & Gearshift Knob				●	Active Stability Control (ASC) with Traction Control (TCL)		●		●
3-Spoke Urethane Steering Wheel with Silver Bezel	●				Anti-lock Brake System (ABS) with Electronic Brakeforce Distribution (EBD) & Brake Assist		●		●
"Bright" / Silver Inner Door Handles (Front)				●	Hill Start Assist (HSA)		●		●
Piano Black Power Window Switch Panel				●	Emergency Stop Signal System (ESS)		●		●
Piano Black Shift Indicator Panel with Illumination (CVT only)				●	Front / Side / Curtain Airbags with Front Pass Airbag De-selection		●		●
Silver Accent on Air Outlets				●	3-Point ELR Seatbelt x 5 with Pretensioner for Front		●		●
New Design Fabric Seat Upholstery with Stitch				●	ISOFix Child Seat Anchor x2 & Tether Anchors & Rear Door Child Locks		●		●
New Design Fabric Seat Upholstery	●				Tire Pressure Monitoring System (TPMS)		●		●
60:40 Split Folding Rear Seats	●	●			Immobilizer Anti-theft Protection		●		●
Room Lamp with Time Delay	●	●							
Luggage Room Lamp	●	●							
Luggage Floor Box				●					
Accessory Socket on Instrument Panel	●	●							
Front Cup Holders x2, Rear Cup Holders x1	●	●							
Glove Box Upper Tray	●	●							
Luggage Cover	●	●							



All measurements in millimetres.

MODEL	Space Star 1.0L 5-Speed Manual Invite AS&G	Space Star 1.2L 5-Speed Manual Intense AS&G	Space Star 1.2L CVT Intense AS&G
-------	---	--	-------------------------------------

Engine			
Type	1.0L DOHC 12 Valve MIVEC AS&G		1.2L DOHC 12 Valve MIVEC AS&G
Total displacement (cc)	999		1,193
Bore x stroke	75 x 75.4		75 x 90
Max output (EEC net) (kW(PS)/rpm)	52 (71) / 6,000		59 (80) / 6,000
Max torque (EEC net) (Nm(kg-m)/rpm)	88 (9.0) / 5,000		106 (10.8) / 4,000

Performance				
Acceleration, 0-100 km/h (sec)	13.6		11.7	12.8
Max speed (km/h)	172		180	173
Fuel consumption (lit/100km)	Urban	4.6	5.1	4.9
	Extra Urban	3.6	3.9	3.9
	Combined	4.0	4.3	4.3
CO2, combined (g/km)	92		100	99

Fuel System	
Fuel type	Petrol
Fuel supply equipment	ECI-MULTI
Fuel tank capacity (litre)	35

Transmission			
Type	5-Speed manual		CVT
Clutch Type	Dry, single disc		-
Gear Ratio	D range	4.007 - 0.550	
	1st	3.545	3.545
	2nd	1.913	1.913
	3rd	1.310	1.310
	4th	1.027	1.027
	5th	0.850	0.850
	Reverse	3.214	3.214
Final	3.550	3.550	3.757

Suspension	
Front	Macpherson strut
Rear	Torsion Beam

Brakes	
Front	Ventilated Disc Brake
Rear	Drum Brake
Brake booster size	8" Vacuum Booster

Steering	
Type	Rack and pinion with electronic power assist

Dimensions & Weights			
Overall length (mm)			3,795
Overall width (mm)			1,665
Overall height (mm)			1,505
Wheelbase (mm)			2,450
Cargo room capacity ¹ (litre)			235
Kerb weight (kg)	845	845	865
Gross vehicle weight (kg)	1,290	1,340	1,370

¹ VDA method.