

## Standard Equipment

Model	Fuel Consumption	CO <sub>2</sub> Emissions	Tax Band
1.6 Petrol 117PS 5MT Intense	5.7 l/100km	132g/km	B2 / €280

### Exterior

16" Light Alloy Wheels (205/60 R16)	●
Front Foglights	●
LED Daytime Running Lights	●
Rain Sensor Wipers / Auto Light Control	●
Electric / Heated / Folding Door Mirrors	●
"Welcome Home" and "Coming Home" Lights	●
Side Turn Lamp on Door Mirror	●
Full Chrome Mouldings on Front Radiator Grille	●
Chrome Beltline Moulding	●
B-Pillar Black-out	●
Colour-keyed Outer Door Handles, Bumpers & Door Mirrors	●
Front Mudguard	●
Temporary Spare Wheel (T125/70D16)	●

### Interior Styling & Storage

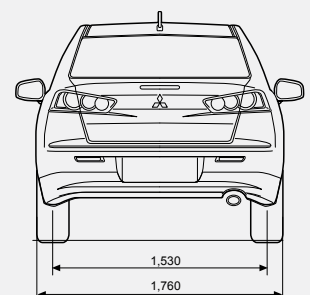
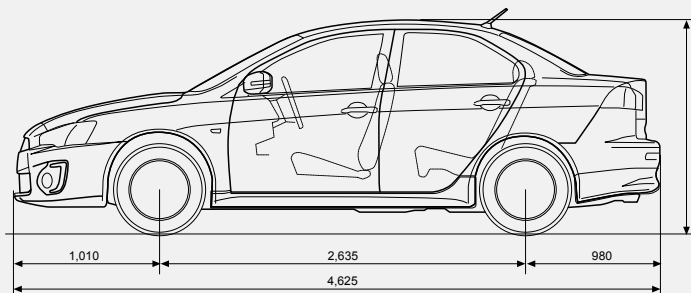
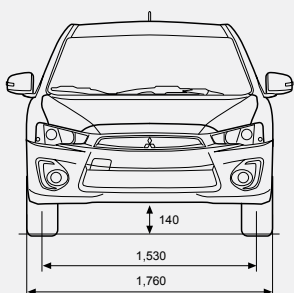
Multi-function Leather Wrapped Steering Wheel & Gearshift Knob	●
Soft Synthetic Leather Inserts on Front Door Panels	●
Gloss Black Decoration Panel on Front Door	●
Chrome Inner Door Handles	●
Chrome on Air Outlet Panels	●
Front & Rear Centre Armrest (Front with Integrated Storage)	●
Vanity Mirrors, Driver & Passenger	●
Front & Rear Cup Holders, 2x Front Bottle Holder	●
Coat Hanger x1, Rear Driver Side	●
Passenger Seat Back Pocket	●
Front & Rear Room Map w/Map Lamp (Front), Luggage Room Lamp	●
Rear Seats 60:40 Split-folding	●

### Comfort & Convenience

Electric Windows Front & Rear, Anti-trapping with One-touch Operation (Drivers Window)	●
Remote Central Locking & Keyless Entry System (2 Transmitters) with Deadlock	●
Bluetooth Handsfree System with Voice & Steering Wheel Controls	●
Auto Air Conditioning	●
LW/MW/FM Radio CD/MP3 Player with 6 Speakers	●
Centre Console Storage with USB Port	●
Remote Audio Controls	●
Meter Cluster with Full Colour LCD Multi-information Display	●
Height Adjustable Drivers Seat	●
Accessory Socket (12V)	●

### Safety

Active Stability Control (ASC) with Traction Control (TCL)	●
Anti-lock Brake System (ABS) with Electronic Brakeforce Distribution (EBD) & Brake Assist	●
Emergency Stop Signal System [ESS]	●
Power Steering	●
Electronic Immobiliser	●
Front & Side Airbags (Driver & Front Passenger); Driver Knee Airbag; Curtain Airbags (1st and 2nd row)	●
3-Point ELR Seatbelts (5) with Force Limiter & Pretensioners for Front Seats	●
ISOfix Child Seat Anchor x2 & Rear Door Child Locks	●



MODEL	Lancer 1.6 Petrol 5-Speed Manual Intense
-------	---

## Engine

Type	1.6 DOHC 16 Valve MIVEC
Total displacement (cc)	1,590
Max output (EEC net) (kW(PS)/rpm)	86(117)/6,000
Max torque (EEC net) (Nm/rpm)	154/4,000

## Performance

Acceleration, 0-100 km/h (sec)	10.7	
Max speed (km/h)	191	
Fuel consumption (lit/100km)	Urban	7.4
	Extra Urban	4.7
	Combined	5.7
CO2, combined (g/km)	132	
Towing Capacity	with Brake (kg)	1,100
	w/o Brake (kg)	550

## Fuel System

Fuel Type	Unleaded / RON95
Fuel Supply Equipment	Electronically Controlled Injection
Fuel Tank Capacity (litre)	59

## Transmission

Gear Ratio	1st	3.727
	2nd	1.947
	3rd	1.343
	4th	0.976
	5th	0.804
	Reverse	3.727
	Final	4.052

## Suspension

Front	MacPherson strut
Rear	Multi link

## Brakes

Front	15" Ventilated Disc Brakes
Rear	14" Solid Disc Brakes

## Steering

Type	Rack and pinion with electronic power assist
------	--

## Dimensions & Weights

Overall length (mm)	4,625
Overall width (mm)	1,760
Overall height (mm)	1,480
Wheelbase (mm)	2,635
Kerb weight (kg)	1,260
Gross vehicle weight (kg)	1,750